






	R-1A – SINGLE FAMILY RESIDENTIAL
	R-1B – SINGLE FAMILY RESIDENTIAL
	RP-2 – PLANNED MEDIUM DENSITY RESIDENTIAL
	CP-1 – PLANNED GENERAL COMMERCIAL
	CP-2 – PLANNED CENTRAL BUSINESS
	CP-3 – PLANNED HIGHWAY SERVICE GROUND
	IP-1 – PLANNED LIGHT INDUSTRIAL
	IP-2 – PLANNED MEDIUM INDUSTRIAL